



A series of ten horizontal lines for writing.



A series of four horizontal lines for writing, set against a yellow background.


Mein Tagebuch



A series of eight horizontal lines for writing, located below the character at the laptop.



A series of five horizontal lines for writing, located below the character on the globe.










Handwriting practice lines consisting of 18 horizontal black lines.



Handwriting practice lines consisting of 18 horizontal black lines.











Handwriting practice lines on the left page.



Handwriting practice lines on the left page, below the illustration.



Handwriting practice lines on the right page.






















Handwriting practice lines on the left page.



Handwriting practice lines at the top of the right page.



Main handwriting practice lines on the right page.





Lined writing area on the left page, consisting of 18 horizontal lines.



Lined writing area on the right page, consisting of 9 horizontal lines.



Lined writing area on the right page, consisting of 17 horizontal lines.





Lined writing area



Lined writing area

Lined writing area



Lined writing area





Blank lined writing area on the left page.




Blank lined writing area on the right page.





A series of horizontal lines for writing, located in the upper half of the left page.



A series of horizontal lines for writing, located in the lower half of the left page.



A series of horizontal lines for writing, located at the top of the right page.



A series of horizontal lines for writing, located to the right of the target illustration.

A large area of horizontal lines for writing, occupying the middle and lower parts of the right page.





Handwriting practice lines on the left page, consisting of 15 horizontal black lines.



Handwriting practice lines on the left page, consisting of 15 horizontal black lines.



Handwriting practice lines on the right page, consisting of 3 horizontal black lines.



Handwriting practice lines on the right page, consisting of 15 horizontal black lines.





Handwriting practice lines on the left page, consisting of 15 horizontal lines.



Handwriting practice lines on the left page, starting from the illustration of the boy with musical notes.

Handwriting practice lines on the left page, consisting of 10 horizontal lines.



Handwriting practice lines on the right page, consisting of 3 horizontal lines.



Handwriting practice lines on the right page, starting from the illustration of the boy with a pencil.

Handwriting practice lines on the right page, consisting of 15 horizontal lines.





Four horizontal lines for writing, positioned to the right of the illustration of the figures.

A series of horizontal lines for writing, filling the middle section of the page.



A series of horizontal lines for writing, filling the upper middle section of the page.



Four horizontal lines for writing, positioned to the right of the illustration of the figure with the envelope.

A series of horizontal lines for writing, filling the lower middle section of the page.





Lined writing area on the left page.



Lined writing area on the left page, below the illustration.



Lined writing area on the right page, top section.



Lined writing area on the right page, middle section.











Lined writing area on the left page.



Lined writing area on the left page, adjacent to the telescope illustration.

Lined writing area on the left page.



Lined writing area on the right page.



Lined writing area on the right page, adjacent to the megaphone illustration.







Lined writing area on the left page, consisting of 18 horizontal lines.



Lined writing area on the left page, consisting of 12 horizontal lines.



Lined writing area on the right page, consisting of 3 horizontal lines.



Lined writing area on the right page, consisting of 5 horizontal lines.

Lined writing area on the right page, consisting of 15 horizontal lines.





Handwriting practice lines on the left page.



Handwriting practice lines on the left page, adjacent to the running boy illustration.

Handwriting practice lines on the left page.



Handwriting practice lines on the right page.



Handwriting practice lines on the right page, adjacent to the boy on a ball illustration.


Handwriting practice lines on the right page.














Lined writing area on the left page.

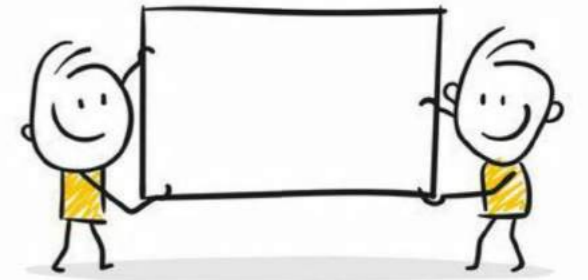


Lined writing area on the right page.



Lined writing area on the right page.







Lined writing area on the left page.



Lined writing area on the left page, adjacent to the car illustration.



Lined writing area on the right page.

Lined writing area on the right page, adjacent to the running stick figure illustration.

